

NB TACTICAL

GHOST BAG

developed by players for players

AVARUS 3.0

THE-SUITCASE



INDEX

About the product2

Instruction.....3

TO-DO List..... 4

Packing list5

AVARUS 3.0 **THE-SUITCASE** *for airsoft*



THANK YOU VERY MUCH FOR CHOOSING THE GHOST BAG!

Congratulations, you have selected a first-class product that meets the highest quality standards.

ADVANTAGES OVER A CONVENTIONAL SUITCASE!

The AVARUS is a duffle-bag and a weaponcase in one. It offers enough space for your equipment and also has a lockable compartment for your airsoft.

Features

- Lockable extra bottom with fleece velcro and velcro loops
- Three external pockets with zips, name tape and patch areas
- Divided into secure compartments for optimal organisation
- Sturdy wheel housings
- Moulded side panels with impact resistant bottom panel
- Lockable zips
- Waterproof 900D nylon
- Adaptable with additional NB Velcro pockets

Dimensions

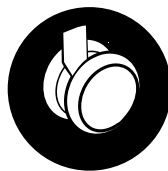
- Overall size - 40cm H x 82cm L x 43 W
- Upper compartment inner surface - 26cm H x 77cm L x 43cm W
- Lower compartment inner surface - 14cm H x 77cm L x 43cm W
- Front pockets(x2) - 16cm H x 30cm L x 6cm W
- Rear pockets(x1) - 16cm H x 64.5cm L x 6cm W
- Total Volume - 153Litres
- Weight - 7,2kg

Scope of delivery

- 2x loop with velcro 4x32cm
- 2x loop with velcro 4x24cm
- 2x dividers with velcro



Particularly light and stable




Smooth-running castors



Modularly customisable



Extendable Telescopic rod with Push button

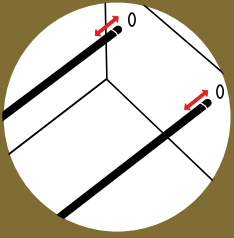


Made from robust 400D polyester



Zip with Lock slider

Instructions



Before use, the two rods supplied must be inserted into the in the spaces provided for them. Slide them in from above and fasten them to the side walls with the Velcro straps to the side walls after they have been placed.



More order. The dividers are fitted with Velcro and can be positioned as desired. In the upright position, the heaviest items should be at the bottom. It is best to start with the waistcoat or the chestrig. Sensitive parts like helmet with headset should be placed on top or in the middle.

CAUTION - Before unfolding the lower part, make sure that the zip is fully pulled open on both sides. Otherwise the zip fastener or the seam may be damaged.



Personalise your bag with additional specialised NB pockets. Adapted to your use and your needs.



Customer service
Mo. - Sa.:
09.00-20.00 Uhr
Info@nb-tactical.com

TO-DO LISTE



1. Charge batteries



2. Pack equipment



3. Check packing list



4. Enjoy matchday



5. Rate suitcase

YOUR RATING IS IMPORTANT FOR US



We would be pleased if you would share your experience with this product. Your rating will help others in their decision to buy and is also valuable feedback for us.

see you..



PACKING LIST



Clothing

- Shirt & Trousers
- Waistcoat & Belt
- Balaclava or Neck-Gaiter
- Sling
- Gloves
- Boots
- Rain poncho



Equipment

- Safety goggles
- Mouthguard
- Airsoft
- BB's
- Gas



Electric

- Lipo
- Batteries
- Powerbank
- Cam
- Radio
- Torch
-



Food

- Drinks
- Snacks
- Magnesium
-

